

23"D x 29"H

For a Technician Station of 24" Depth x 30" Height



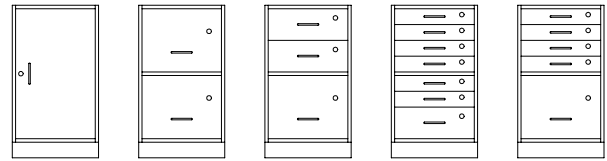
N7010 N7011 N7012 N7013 N7014



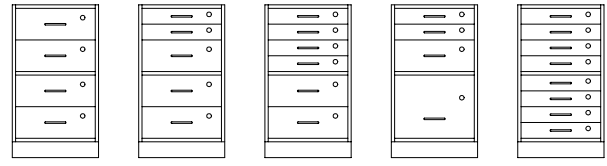
N7015 N7016 N7017 N7018 N7019

29"D x 29"H

For a Technician Station of 30" Depth x 30" Height



N7030 N7031 N7032 N7033 N7034



N7035 N7036 N7037 N7038 N7039

29"D x 35"H

For a Technician Station of 30" Depth x 36" Height



N7050 N7051 N7052 N7053 N7054



N7060 N7061 N7062 N7063 N7064



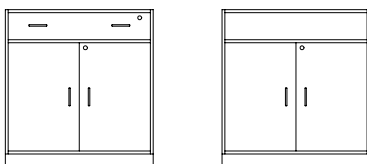
N7055 N7056 N7057 N7058 N7059



N7065 N7066 N7067 N7068 N7069

Double Cabinet Configurations

For a Technician Station of 30" Depth x 36" Height



N7090 N7090-02

Dimensions: 35"H x 32-3/4"W x 29"D

N7090 includes one Drawer (26"D x 29-7/8"W x 4"H ID)

N7090-02 designed for optional sink mount

Cabinet Drawer Dimensions

Small Drawer:

2-13/16"H x 13-3/4"W x 20-12"D* (I.D.)

Medium Drawer:

5-3/4"H x 13-3/4"W x 20-1/2"D* (I.D.)

Large Drawer:

11-5/8"H x 13-3/4"W x 20-1/2"D* (I.D.)

*29"D Hi-Tech Cabinet Drawers (shown above with prefix "N") are 26-1/2"D.

Standard Cabinet Drawers of 29"D are 20-1/2"D.